



ASBK.COM.AU f t i y

Rounds 2 & 3 : Wakefield Park Raceway : December 3 - 6 KAWASAKI AUSTRALIAN SUPERBIKE CHAMPIONSHIP

Date: 05/12/20
Event: R13
Weather: Cloudy & windy - Temp: 28.0C
Track: Dry - Temp: 41.8C

Round 2 - Race 2

Started at: 14:29:02
Laps: 18
Starters: 18
Printed at: 14:54

PROVISIONAL CLASSIFICATION

Pos	No	Name	Machine	Laps	Race Time	Behind Leader	Behind Prev	Fastest Lap	On Lap
1	17	Troy HERFOSS (QLD) / Penrite Honda Racing / Elite Roads / Michelin	Honda CBR	18	17:29.429			57.624	3
2	47	Wayne MAXWELL (VIC) / Boost Mobile Racing with K-Tech	Ducati V4R	18	17:30.123	.694	.694	57.555	3
3	14	Glenn ALLERTON (NSW) / Maxima BMW / Ohlins	BMW S RR	18	17:31.999	2.570	1.876	57.587	3
4	65	Cru HALLIDAY (NSW) / Yamaha Racing Team	Yamaha YZF-R1M	18	17:32.538	3.109	.539	57.714	3
5	1	Mike JONES (QLD) / Desmosport Ducati	Ducati V4R	18	17:33.310	3.881	.772	57.894	5
6	28	Aiden WAGNER (QLD) / Yamaha Racing Team	Yamaha YZF-R1M	18	17:33.827	4.398	.517	57.634	5
7	21	Josh WATERS (VIC) / Ngurra Civil & Construction / AdTech Electrical / Elevare Consultants / Dunlop	Suzuki GSXRR	18	17:43.795	14.366	9.968	58.241	5
8	61	Arthur SISIS (SA) / Unitech Racing / Pinnacle Construction & Design	Suzuki GSXRR	18	17:48.265	18.836	4.470	58.420	4
9	67	Bryan STARING (WA) / Kawasaki Australia / Bcperformance	Kawasaki ZX10R	18	17:52.466	23.037	4.201	57.894	5
10	68	Glenn SCOTT (NSW) / Kawasaki Australia / Bcperformance	Kawasaki ZX10R	18	17:53.887	24.458	1.421	59.095	13
11	13	Jed METCHER (VIC) / Valid Technologies / YSS Susp. / Speedcraft / Platinum M-cycles / EZ Print	Yamaha YZF-R1M	18	17:59.356	29.927	5.469	59.060	3
12	83	Lachlan EPIS (NSW) / Response Real Estate / Bluetounge Finance / 83 Ranch	Suzuki GSXRR	18	18:06.383	36.954	7.027	59.388	3
13	62	Brendan McINTYRE (NSW) / Western M-cycles / Ric Pobjoy Racing / Motul / RK / Suzuki Aust.	Suzuki GSXRR	18	18:11.641	42.212	5.258	59.966	13
14	16	Luke JHONSTON (VIC) / Motogo Yamaha / Taichi Leathers / The Bike Vault Castlemaine / Susp. Pro	Yamaha R1	18	18:12.198	42.769	.557	59.716	3
15	88	Giuseppe SCARCELLA (NSW) / Forcite Helmets	Ducati Panigale	18	18:28.430	59.001	16.232	1:00.145	4
16	51	Chandler COOPER (VIC) / Rock Solid Civil	Honda CBR	17	17:37.256	1 Lap		1:00.747	5
17	37	Michael EDWARDS (QLD) / Northstar Yamaha	Yamaha YZF-R1M	17	17:48.849	1 Lap	11.593	1:01.001	5
DNF	78	Nathan SPITERI (VIC) / Livson / PTR / RST / The Grinning Dingo	Suzuki GSXRR	9	9:27.620	9 Laps		1:01.616	2

Fastest Lap was 57.555 by Wayne MAXWELL (VIC)

Current race lap record for SBK class - 57.389 by Glenn ALLERTON (NSW) on a BMW S RR set on 05/12/20

*** Rider 37 (Michael EDWARDS (QLD)) - 10 second penalty imposed by Clerk of Course for jumped start ***

The results are provisional until the end of the time limit for protests and appeals.

Chief Timekeeper - Scott Laing

Clerk of Course - Tom Williams



www.computime.com.au
COMPUTIME RACE TIMING SYSTEMS PTY LTD





Rounds 2 & 3 : Wakefield Park Raceway : December 3 - 6

KAWASAKI AUSTRALIAN SUPERBIKE CHAMPIONSHIP

Date: 05/12/20
 Event: R13
 Weather: Cloudy & windy - Temp: 28.0C
 Track: Dry - Temp: 41.8C

Round 2 - Race 2

Started at: 14:29:02
 Laps: 18
 Starters: 18
 Printed at: 14:54

PROVISIONAL LAP TIMES

No	Name	Lap 1	Lap 2	Lap 3	Lap 4	Lap 5	Lap 6	Lap 7	Lap 8	Lap 9	Lap 10
1	Mike JONES (QLD)	1:04.009	58.161	58.102	57.909	57.894	58.026	58.137	58.013	58.370	58.097
10		58.248	58.257	58.153	58.155	58.219	58.434	58.362	58.764		
13	Jed METCHER (VIC)	1:05.837	59.779	59.060	59.470	59.321	59.206	59.428	59.252	59.530	59.264
10		59.674	59.771	1:00.157	59.474	59.844	59.847	59.847	1:00.595		
14	Glenn ALLERTON (NSW)	1:03.115	57.828	57.587	58.030	58.439	57.860	57.962	58.270	58.454	58.104
10		58.109	58.415	58.392	58.240	58.332	58.217	58.262	58.383		
16	Luke JHONSTON (VIC)	1:06.550	59.802	59.716	59.892	59.973	1:00.097	1:00.299	1:00.208	1:00.679	1:00.624
10		1:00.467	1:00.703	1:00.704	1:01.085	1:00.300	1:00.131	1:00.342	1:00.626		
17	Troy HERFOSS (QLD)	1:02.618	57.751	57.624	58.222	58.376	57.718	57.779	57.767	58.449	57.959
10		58.802	58.599	58.374	58.205	57.856	57.749	57.789	57.792		
21	Josh WATERS (VIC)	1:04.244	58.285	58.972	58.437	58.241	58.438	58.468	58.628	58.867	58.830
10		58.783	58.776	58.722	58.899	59.052	59.214	59.344	59.595		
28	Aiden WAGNER (QLD)	1:04.618	58.158	58.436	57.911	57.634	57.981	58.073	58.305	58.165	58.163
10		58.300	58.026	58.420	58.036	58.080	58.588	58.242	58.691		
37	Michael EDWARDS (QLD)	1:08.767	1:01.764	1:01.476	1:01.044	1:01.001	1:01.096	1:01.149	1:01.236	1:01.507	1:01.877
10		1:01.482	1:01.783	1:01.384	1:01.823	1:01.670	1:03.708	1:06.082			
47	Wayne MAXWELL (VIC)	1:02.833	57.823	57.555	58.200	58.008	57.658	57.826	57.914	58.670	57.980
10		58.725	58.522	58.476	58.132	58.274	57.818	57.663	58.046		
51	Chandler COOPER (VIC)	1:08.330	1:01.282	1:00.892	1:00.947	1:00.747	1:00.854	1:00.966	1:01.009	1:01.545	1:06.667
10		1:01.754	1:01.308	1:01.585	1:01.156	1:01.419	1:05.785	1:01.010			
61	Arthur SISSIS (SA)	1:05.347	59.807	58.940	58.420	58.434	58.613	58.693	58.659	58.812	58.727
10		58.996	59.011	58.938	58.954	59.134	59.505	59.549	59.726		
62	Brendan McINTYRE (NSW)	1:07.537	1:00.216	1:00.163	1:00.090	1:00.502	1:00.070	1:00.145	1:00.089	1:00.614	1:00.252
10		59.977	1:00.397	59.966	1:00.210	1:00.484	1:00.150	1:00.438	1:00.341		
65	Cru HALLIDAY (NSW)	1:03.462	57.808	57.714	57.773	58.431	57.906	58.019	58.190	58.481	58.111
10		58.275	58.169	58.439	58.217	58.350	58.180	58.322	58.691		
67	Bryan STARING (WA)	1:03.824	58.487	58.200	57.992	57.894	58.109	57.948	58.394	58.136	58.079
10		58.134	58.266	58.449	57.951	58.016	58.719	1:15.454	1:00.414		
68	Glenn SCOTT (NSW)	1:05.198	59.868	59.128	59.391	59.437	59.389	59.374	59.289	59.244	59.151
10		59.207	59.152	59.095	59.344	59.274	59.365	59.462	59.519		
78	Nathan SPITERI (VIC)	1:09.232	1:01.616	1:01.643	1:01.876	1:02.387	1:01.844	1:02.599	1:02.629	1:03.794	
83	Lachlan EPIS (NSW)	1:06.214	59.596	59.388	59.506	59.418	59.632	59.593	59.704	59.784	59.924
10		1:00.097	1:00.196	1:00.374	1:00.333	1:00.152	1:00.709	1:00.880	1:00.883		
88	Giuseppe SCARCELLA (NSW)	1:07.065	1:00.532	1:00.805	1:00.145	1:00.309	1:00.242	1:00.425	1:01.028	1:01.107	1:01.834
10		1:02.192	1:02.138	1:01.963	1:01.767	1:01.413	1:01.623	1:01.937	1:01.905		

*** Rider 37 (Michael EDWARDS (QLD)) - 10 second penalty imposed by Clerk of Course for jumped start ***

The results are provisional until the end of the time limit for protests and appeals.

Scott Laing
 Chief Timekeeper - Scott Laing

Tom Williams
 Clerk of Course - Tom Williams



www.computime.com.au
 COMPUTIME RACE TIMING SYSTEMS PTY LTD





ASBK.COM.AU f t i y

Rounds 2 & 3 : Wakefield Park Raceway : December 3 - 6 KAWASAKI AUSTRALIAN SUPERBIKE CHAMPIONSHIP

Date: 05/12/20
Event: R13
Weather: Cloudy & windy - Temp: 28.0C
Track: Dry - Temp: 41.8C

Round 2 - Race 2

Started at: 14:29:02
Laps: 18
Starters: 18
Printed at: 14:54

PROVISIONAL SPLIT TIMES

Lap	Split 1	Split 2	Split 3	Lap Time	Lap	Split 1	Split 2	Split 3	Lap Time
1 Mike JONES (QLD) (5th)					4	15.428	22.374	20.228	58.030
1	21.176	22.728	20.105	1:04.009	5	16.072	22.266	20.101	58.439
2	15.738	22.347	20.076	58.161	6	15.518	22.182	20.160	57.860
3	15.634	22.448	20.020	58.102	7	15.504	22.300	20.158	57.962
4	15.516	22.253	20.140	57.909	8	15.466	22.406	20.398	58.270
5	15.574	22.303	20.017	57.894	9	15.654	22.450	20.350	58.454
6	15.553	22.348	20.125	58.026	10	15.548	22.291	20.265	58.104
7	15.663	22.342	20.132	58.137	11	15.590	22.408	20.111	58.109
8	15.582	22.388	20.043	58.013	12	15.646	22.422	20.347	58.415
9	15.500	22.537	20.333	58.370	13	15.739	22.422	20.231	58.392
10	15.541	22.477	20.079	58.097	14	15.559	22.302	20.379	58.240
11	15.587	22.459	20.202	58.248	15	15.711	22.414	20.207	58.332
12	15.655	22.486	20.116	58.257	16	15.582	22.363	20.272	58.217
13	15.624	22.408	20.121	58.153	17	15.477	22.490	20.295	58.262
14	15.660	22.411	20.084	58.155	18	15.515	22.508	20.360	58.383
15	15.710	22.411	20.098	58.219	16 Luke JHONSTON (VIC) (14th)				
16	15.748	22.537	20.149	58.434	1	22.350	23.341	20.859	1:06.550
17	15.643	22.493	20.226	58.362	2	16.287	22.858	20.657	59.802
18	15.778	22.768	20.218	58.764	3	16.127	22.814	20.775	59.716
13 Jed METCHER (VIC) (11th)					4	16.178	22.894	20.820	59.892
1	21.927	23.288	20.622	1:05.837	5	16.247	22.920	20.806	59.973
2	16.116	23.019	20.644	59.779	6	16.270	23.056	20.771	1:00.097
3	15.927	22.731	20.402	59.060	7	16.324	23.114	20.861	1:00.299
4	15.993	22.880	20.597	59.470	8	16.297	23.178	20.733	1:00.208
5	15.956	22.918	20.447	59.321	9	16.470	23.188	21.021	1:00.679
6	15.906	22.809	20.491	59.206	10	16.487	23.227	20.910	1:00.624
7	16.081	22.913	20.434	59.428	11	16.352	23.144	20.971	1:00.467
8	15.989	22.837	20.426	59.252	12	16.389	23.370	20.944	1:00.703
9	16.146	22.758	20.626	59.530	13	16.572	23.229	20.903	1:00.704
10	16.024	22.789	20.451	59.264	14	16.373	23.718	20.994	1:01.085
11	16.298	22.928	20.448	59.674	15	16.231	23.179	20.890	1:00.300
12	16.315	22.993	20.463	59.771	16	16.228	23.068	20.835	1:00.131
13	16.584	22.961	20.612	1:00.157	17	16.263	23.121	20.958	1:00.342
14	16.103	22.881	20.490	59.474	18	16.326	23.133	21.167	1:00.626
15	16.001	23.221	20.622	59.844	17 Troy HERFOSS (QLD) (1st)				
16	16.109	23.065	20.673	59.847	1	19.979	22.437	20.202	1:02.618
17	16.081	22.928	20.838	59.847	2	15.649	22.070	20.032	57.751
18	16.242	23.149	21.204	1:00.595	3	15.448	22.066	20.110	57.624
14 Glenn ALLERTON (NSW) (3rd)					4	15.570	22.390	20.262	58.222
1	20.546	22.389	20.180	1:03.115	5	16.213	22.191	19.972	58.376
2	15.653	22.105	20.070	57.828	6	15.550	22.081	20.087	57.718
3	15.440	22.186	19.961	57.587	7	15.549	22.185	20.045	57.779

Chief Timekeeper - Scott Laing

Clerk of Course - Tom Williams



www.computime.com.au
COMPUTIME RACE TIMING SYSTEMS PTY LTD



Rounds 2 & 3 : Wakefield Park Raceway : December 3 - 6

KAWASAKI AUSTRALIAN SUPERBIKE CHAMPIONSHIP

Round 2 - Race 2

Date: 05/12/20
 Event: R13
 Weather: Cloudy & windy - Temp: 28.0C
 Track: Dry - Temp: 41.8C

Started at: 14:29:02
 Laps: 18
 Starters: 18
 Printed at: 14:54

PROVISIONAL SPLIT TIMES

Lap	Split 1	Split 2	Split 3	Lap Time	Lap	Split 1	Split 2	Split 3	Lap Time
8	15.527	22.212	20.028	57.767	12	15.582	22.234	20.210	58.026
9	15.733	22.274	20.442	58.449	13	15.707	22.494	20.219	58.420
10	15.595	22.310	20.054	57.959	14	15.624	22.226	20.186	58.036
11	16.093	22.555	20.154	58.802	15	15.690	22.307	20.083	58.080
12	15.754	22.478	20.367	58.599	16	15.696	22.659	20.233	58.588
13	15.882	22.363	20.129	58.374	17	15.755	22.216	20.271	58.242
14	15.633	22.365	20.207	58.205	18	16.042	22.308	20.341	58.691
15	15.797	22.058	20.001	57.856					
16	15.482	22.178	20.089	57.749					
17	15.484	22.012	20.293	57.789					
18	15.556	22.128	20.108	57.792					
21 Josh WATERS (VIC) (7th)					37 Michael EDWARDS (QLD) (17th)				
1	21.288	22.861	20.095	1:04.244	1	23.287	24.259	21.221	1:08.767
2	15.744	22.348	20.193	58.285	2	16.481	24.032	21.251	1:01.764
3	15.776	22.992	20.204	58.972	3	16.439	23.989	21.048	1:01.476
4	15.654	22.524	20.259	58.437	4	16.352	23.698	20.994	1:01.044
5	15.629	22.383	20.229	58.241	5	16.392	23.715	20.894	1:01.001
6	15.684	22.498	20.256	58.438	6	16.325	23.827	20.944	1:01.096
7	15.629	22.540	20.299	58.468	7	16.365	23.654	21.130	1:01.149
8	15.817	22.564	20.247	58.628	8	16.656	23.530	21.050	1:01.236
9	15.806	22.664	20.397	58.867	9	16.398	23.677	21.432	1:01.507
10	15.773	22.758	20.299	58.830	10	16.544	24.115	21.218	1:01.877
11	15.866	22.611	20.306	58.783	11	16.457	23.753	21.272	1:01.482
12	15.741	22.683	20.352	58.776	12	16.771	23.925	21.087	1:01.783
13	15.797	22.618	20.307	58.722	13	16.496	23.776	21.112	1:01.384
14	15.886	22.700	20.313	58.899	14	16.578	24.144	21.101	1:01.823
15	15.812	22.819	20.421	59.052	15	16.661	23.869	21.140	1:01.670
16	15.927	22.768	20.519	59.214	16	16.493	23.798	23.417	1:03.708
17	15.913	22.816	20.615	59.344	17	19.093	25.134	21.855	1:06.082
18	15.885	23.032	20.678	59.595					
28 Aiden WAGNER (QLD) (6th)					47 Wayne MAXWELL (VIC) (2nd)				
1	21.426	22.859	20.333	1:04.618	1	20.420	22.283	20.130	1:02.833
2	15.679	22.184	20.295	58.158	2	15.719	22.108	19.996	57.823
3	15.732	22.544	20.160	58.436	3	15.477	22.008	20.070	57.555
4	15.574	22.188	20.149	57.911	4	15.517	22.416	20.267	58.200
5	15.515	22.077	20.042	57.634	5	15.828	22.187	19.993	58.008
6	15.508	22.277	20.196	57.981	6	15.423	22.146	20.089	57.658
7	15.626	22.293	20.154	58.073	7	15.640	22.081	20.105	57.826
8	15.663	22.290	20.352	58.305	8	15.563	22.196	20.155	57.914
9	15.656	22.210	20.299	58.165	9	15.619	22.188	20.863	58.670
10	15.591	22.439	20.133	58.163	10	15.633	22.264	20.083	57.980
11	15.581	22.345	20.374	58.300	11	16.085	22.471	20.169	58.725
					12	15.778	22.491	20.253	58.522
					13	15.996	22.422	20.058	58.476
					14	15.644	22.324	20.164	58.132
					15	16.021	22.292	19.961	58.274
					16	15.453	22.330	20.035	57.818

Scott Laing
 Chief Timekeeper - Scott Laing

Tom Williams
 Clerk of Course - Tom Williams





Rounds 2 & 3 : Wakefield Park Raceway : December 3 - 6 KAWASAKI AUSTRALIAN SUPERBIKE CHAMPIONSHIP

Round 2 - Race 2

Date: 05/12/20
Event: R13
Weather: Cloudy & windy - Temp: 28.0C
Track: Dry - Temp: 41.8C

Started at: 14:29:02
Laps: 18
Starters: 18
Printed at: 14:54

PROVISIONAL SPLIT TIMES

Lap	Split 1	Split 2	Split 3	Lap Time	Lap	Split 1	Split 2	Split 3	Lap Time
17	<u>15.378</u>	22.184	20.101	57.663	2	16.309	23.251	<u>20.656</u>	1:00.216
18	15.538	22.136	20.372	58.046	3	16.188	23.167	20.808	1:00.163
51 Chandler COOPER (VIC) (16th)					4	16.189	23.154	20.747	1:00.090
1	23.007	23.955	21.368	1:08.330	5	16.146	23.488	20.868	1:00.502
2	16.578	23.343	21.361	1:01.282	6	16.055	23.302	20.713	1:00.070
3	16.431	23.354	21.107	1:00.892	7	16.247	23.082	20.816	1:00.145
4	16.460	23.379	21.108	1:00.947	8	16.160	23.144	20.785	1:00.089
5	<u>16.290</u>	23.335	21.122	<u>1:00.747</u>	9	16.306	23.558	20.750	1:00.614
6	16.333	23.458	21.063	1:00.854	10	16.169	23.300	20.783	1:00.252
7	16.465	<u>23.269</u>	21.232	1:00.966	11	16.165	<u>22.999</u>	20.813	59.977
8	16.638	23.374	<u>20.997</u>	1:01.009	12	16.599	23.030	20.768	1:00.397
9	16.707	23.776	21.062	1:01.545	13	<u>16.031</u>	23.165	20.770	<u>59.966</u>
10		45.040	21.627	1:06.667	14	16.069	23.447	20.694	1:00.210
11	16.732	23.778	21.244	1:01.754	15	16.190	23.203	21.091	1:00.484
12	16.585	23.594	21.129	1:01.308	16	16.173	23.226	20.751	1:00.150
13	16.581	23.700	21.304	1:01.585	17	16.059	23.358	21.021	1:00.438
14	16.458	23.596	21.102	1:01.156	18	16.264	23.233	20.844	1:00.341
15	16.566	23.682	21.171	1:01.419	65 Cru HALLIDAY (NSW) (4th)				
16	16.356	24.273	25.156	1:05.785	1	20.924	22.422	20.116	1:03.462
17	16.601	23.317	21.092	1:01.010	2	15.764	<u>22.010</u>	<u>20.034</u>	57.808
61 Arthur SISSIS (SA) (8th)					3	15.558	22.038	20.118	<u>57.714</u>
1	21.775	23.211	20.361	1:05.347	4	<u>15.499</u>	22.074	20.200	57.773
2	16.133	23.296	20.378	59.807	5	16.093	22.299	20.039	58.431
3	15.995	22.723	20.222	58.940	6	15.593	22.154	20.159	57.906
4	<u>15.675</u>	22.528	20.217	<u>58.420</u>	7	15.596	22.218	20.205	58.019
5	15.801	<u>22.430</u>	<u>20.203</u>	58.434	8	15.555	22.187	20.448	58.190
6	15.798	22.576	20.239	58.613	9	15.605	22.499	20.377	58.481
7	15.822	22.607	20.264	58.693	10	15.669	22.193	20.249	58.111
8	15.765	22.567	20.327	58.659	11	15.815	22.223	20.237	58.275
9	15.811	22.668	20.333	58.812	12	15.654	22.260	20.255	58.169
10	15.750	22.553	20.424	58.727	13	15.853	22.386	20.200	58.439
11	15.812	22.758	20.426	58.996	14	15.662	22.294	20.261	58.217
12	15.857	22.817	20.337	59.011	15	15.857	22.283	20.210	58.350
13	15.804	22.730	20.404	58.938	16	15.693	22.267	20.220	58.180
14	15.952	22.663	20.339	58.954	17	15.571	22.373	20.378	58.322
15	15.978	22.824	20.332	59.134	18	15.593	22.471	20.627	58.691
16	16.012	22.910	20.583	59.505	67 Bryan STARING (WA) (9th)				
17	15.982	23.011	20.556	59.549	1	21.067	22.615	20.142	1:03.824
18	15.943	22.946	20.837	59.726	2	15.793	22.297	20.397	58.487
62 Brendan McINTYRE (NSW) (13th)					3	15.647	22.470	20.083	58.200
1	22.624	23.932	20.981	1:07.537	4	15.602	22.321	20.069	57.992
					5	15.586	<u>22.233</u>	20.075	<u>57.894</u>

Chief Timekeeper - Scott Laing

Clerk of Course - Tom Williams



www.computime.com.au
COMPUTIME RACE TIMING SYSTEMS PTY LTD





Rounds 2 & 3 : Wakefield Park Raceway : December 3 - 6 KAWASAKI AUSTRALIAN SUPERBIKE CHAMPIONSHIP

Date: 05/12/20
Event: R13
Weather: Cloudy & windy - Temp: 28.0C
Track: Dry - Temp: 41.8C

Round 2 - Race 2

Started at: 14:29:02
Laps: 18
Starters: 18
Printed at: 14:54

PROVISIONAL SPLIT TIMES

Lap	Split 1	Split 2	Split 3	Lap Time	Lap	Split 1	Split 2	Split 3	Lap Time
6	15.594	22.371	20.144	58.109	9	17.324	24.686	21.784	1:03.794
7	15.631	22.283	<u>20.034</u>	57.948	83 Lachlan EPIS (NSW) (12th)				
8	15.740	22.363	20.291	58.394	1	22.056	23.330	20.828	1:06.214
9	15.598	22.254	20.284	58.136	2	16.069	22.837	<u>20.690</u>	59.596
10	15.636	22.329	20.114	58.079	3	16.010	<u>22.660</u>	20.718	<u>59.388</u>
11	15.633	22.329	20.172	58.134	4	15.918	22.665	20.923	59.506
12	15.611	22.448	20.207	58.266	5	<u>15.873</u>	22.838	20.707	59.418
13	15.816	22.518	20.115	58.449	6	15.877	22.933	20.822	59.632
14	15.558	22.357	20.036	57.951	7	15.960	22.709	20.924	59.593
15	15.625	22.308	20.083	58.016	8	15.883	22.947	20.874	59.704
16	15.742	22.842	20.135	58.719	9	15.993	22.924	20.867	59.784
17	<u>15.556</u>	22.308	37.590	1:15.454	10	16.005	23.008	20.911	59.924
18	16.409	23.182	20.823	1:00.414	11	16.079	23.111	20.907	1:00.097
68 Glenn SCOTT (NSW) (10th)					12	16.048	23.184	20.964	1:00.196
1	21.648	23.073	20.477	1:05.198	13	16.118	23.102	21.154	1:00.374
2	16.165	23.225	20.478	59.868	14	16.218	23.004	21.111	1:00.333
3	15.927	22.658	20.543	59.128	15	16.132	23.013	21.007	1:00.152
4	16.021	22.860	20.510	59.391	16	16.196	23.229	21.284	1:00.709
5	16.032	22.844	20.561	59.437	17	16.369	23.192	21.319	1:00.880
6	16.128	22.793	20.468	59.389	18	16.408	23.223	21.252	1:00.883
7	16.063	22.793	20.518	59.374	88 Giuseppe SCARCELLA (NSW) (15th)				
8	15.992	22.797	20.500	59.289	1	22.399	23.610	21.056	1:07.065
9	16.047	22.688	20.509	59.244	2	16.443	23.123	20.966	1:00.532
10	<u>15.922</u>	22.817	20.412	59.151	3	16.292	23.538	20.975	1:00.805
11	16.086	<u>22.632</u>	20.489	59.207	4	16.157	<u>23.050</u>	<u>20.938</u>	<u>1:00.145</u>
12	15.979	22.746	20.427	59.152	5	<u>16.140</u>	23.081	21.088	1:00.309
13	15.991	22.716	<u>20.388</u>	<u>59.095</u>	6	16.168	23.117	20.957	1:00.242
14	16.090	22.717	20.537	59.344	7	16.275	23.101	21.049	1:00.425
15	16.072	22.683	20.519	59.274	8	16.266	23.369	21.393	1:01.028
16	16.053	22.858	20.454	59.365	9	16.357	23.481	21.269	1:01.107
17	16.015	22.796	20.651	59.462	10	16.594	23.672	21.568	1:01.834
18	16.053	22.897	20.569	59.519	11	16.979	23.750	21.463	1:02.192
78 Nathan SPITERI (VIC) (DNF)					12	16.944	23.654	21.540	1:02.138
1	23.623	24.160	21.449	1:09.232	13	16.838	23.634	21.491	1:01.963
2	<u>16.760</u>	23.579	21.277	<u>1:01.616</u>	14	16.774	23.438	21.555	1:01.767
3	16.850	23.622	<u>21.171</u>	1:01.643	15	16.571	23.467	21.375	1:01.413
4	16.913	<u>23.535</u>	21.428	1:01.876	16	16.488	23.640	21.495	1:01.623
5	16.990	23.985	21.412	1:02.387	17	16.749	23.412	21.776	1:01.937
6	16.864	23.623	21.357	1:01.844	18	16.604	23.546	21.755	1:01.905
7	17.108	23.949	21.542	1:02.599					
8	17.159	23.891	21.579	1:02.629					

*** Rider 37 (Michael EDWARDS (QLD)) - 10 second penalty imposed by Clerk of Course for jumped start ***

The results are provisional until the end of the time limit for protests and appeals.

Chief Timekeeper - Scott Laing

Clerk of Course - Tom Williams



www.computime.com.au
COMPUTIME RACE TIMING SYSTEMS PTY LTD





ASBK.COM.AU f t i y

Rounds 2 & 3 : Wakefield Park Raceway : December 3 - 6 KAWASAKI AUSTRALIAN SUPERBIKE CHAMPIONSHIP

Round 2 - Race 2

Date: 05/12/20
Event: R13
Weather: Cloudy & windy - Temp: 28.0C
Track: Dry - Temp: 41.8C

Started at: 14:29:02
Laps: 18
Starters: 18
Printed at: 14:55


PROVISIONAL FASTEST LAPS SEQUENCE

Lap	Race Pos	No Name	Machine	Fastest Lap	On Lap
1	1	17 Troy HERFOSS (QLD)	Honda CBR	1:02.618	1
2	1	17 Troy HERFOSS (QLD)	Honda CBR	57.751	2
3	1	17 Troy HERFOSS (QLD)	Honda CBR	57.624	3
3	2	47 Wayne MAXWELL (VIC)	Ducati V4R	57.555	3

*** Rider 37 (Michael EDWARDS (QLD)) - 10 second penalty imposed by Clerk of Course for jumped start ***

The results are provisional until the end of the time limit for protests and appeals.


Chief Timekeeper - Scott Laing


Clerk of Course - Tom Williams



www.computime.com.au
COMPUTIME RACE TIMING SYSTEMS PTY LTD





ASBK.COM.AU f t i y

Rounds 2 & 3 : Wakefield Park Raceway : December 3 - 6 KAWASAKI AUSTRALIAN SUPERBIKE CHAMPIONSHIP

Date: 05/12/20
Event: R13
Weather: Cloudy & windy - Temp: 28.0C
Track: Dry - Temp: 41.8C

Round 2 - Race 2

Started at: 14:29:02
Laps: 18
Starters: 18
Printed at: 14:55

PROVISIONAL LAP SHEET

No	Lap Time	Gap	No	Lap Time	Gap	No	Lap Time	Gap	No	Lap Time	Gap	No	Lap Time	Gap
Lap 1			88	1:00.532	7.228	61	58.420	6.299	65	57.906	1.017	Lap 8		
17	1:02.618		62	1:00.216	7.384	68	59.391	7.370	1	58.026	2.024	47	57.914	
47	1:02.833	.215	51	1:01.282	9.243	13	59.470	7.931	67	58.109	2.429	17	57.767	.038
14	1:03.115	.497	37	1:01.764	10.162	83	59.506	8.489	28	57.981	2.661	14	58.270	1.274
65	1:03.462	.844	78	1:01.616	10.479	16	59.892	9.745	21	58.438	4.540	65	58.190	1.486
67	1:03.824	1.206	Lap 3			62	1:00.090	11.791	61	58.613	7.484	1	58.013	2.434
1	1:04.009	1.391	17	57.624		88	1:00.145	12.332	68	59.389	10.334	67	58.394	3.031
21	1:04.244	1.626	47	57.555	.218	51	1:00.947	15.236	13	59.206	10.596	28	58.305	3.299
28	1:04.618	2.000	14	57.587	.537	37	1:01.044	16.836	83	59.632	11.677	21	58.628	5.896
68	1:05.198	2.580	65	57.714	.991	78	1:01.876	18.152	16	1:00.097	13.953	61	58.659	9.096
61	1:05.347	2.729	1	58.102	2.279	Lap 5			62	1:00.070	16.501	68	59.289	13.257
13	1:05.837	3.219	67	58.200	2.518	47	58.008		88	1:00.242	17.021	13	59.252	13.536
83	1:06.214	3.596	28	58.436	3.219	17	58.376	.172	51	1:00.854	20.975	83	59.704	15.234
16	1:06.550	3.932	21	58.972	3.508	14	58.439	.580	37	1:01.096	23.071	16	1:00.208	18.720
88	1:07.065	4.447	61	58.940	6.101	65	58.431	.769	78	1:01.844	26.521	62	1:00.089	20.995
62	1:07.537	4.919	68	59.128	6.201	1	57.894	1.656	Lap 7			88	1:01.028	22.734
51	1:08.330	5.712	13	59.060	6.683	67	57.894	1.978	47	57.826		51	1:01.009	27.210
37	1:08.767	6.149	83	59.388	7.205	28	57.634	2.338	17	57.779	.185	37	1:01.236	29.716
78	1:09.232	6.614	16	59.716	8.075	21	58.241	3.760	14	57.962	.918	78	1:02.629	36.009
Lap 2			62	1:00.163	9.923	61	58.434	6.529	65	58.019	1.210	Lap 9		
17	57.751		88	1:00.805	10.409	68	59.437	8.603	1	58.137	2.335	17	58.449	
47	57.823	.287	51	1:00.892	12.511	13	59.321	9.048	67	57.948	2.551	47	58.670	.183
14	57.828	.574	37	1:01.476	14.014	83	59.418	9.703	28	58.073	2.908	14	58.454	1.241
65	57.808	.901	78	1:01.643	14.498	16	59.973	11.514	21	58.468	5.182	65	58.481	1.480
1	58.161	1.801	Lap 4			62	1:00.502	14.089	61	58.693	8.351	1	58.370	2.317
67	58.487	1.942	17	58.222		88	1:00.309	14.437	68	59.374	11.882	67	58.136	2.680
21	58.285	2.160	47	58.200	.196	51	1:00.747	17.779	13	59.428	12.198	28	58.165	2.977
28	58.158	2.407	14	58.030	.345	37	1:01.001	19.633	83	59.593	13.444	21	58.867	6.276
68	59.868	4.697	65	57.773	.542	78	1:02.387	22.335	16	1:00.299	16.426	61	58.812	9.421
61	59.807	4.785	1	57.909	1.966	Lap 6			62	1:00.145	18.820	68	59.244	14.014
13	59.779	5.247	67	57.992	2.288	47	57.658		88	1:00.425	19.620	13	59.530	14.579
83	59.596	5.441	28	57.911	2.908	17	57.718	.232	51	1:00.966	24.115	83	59.784	16.531
16	59.802	5.983	21	58.437	3.723	14	57.860	.782	37	1:01.149	26.394	16	1:00.679	20.912

Chief Timekeeper - Scott Laing

Clerk of Course - Tom Williams



www.computime.com.au
COMPUTIME RACE TIMING SYSTEMS PTY LTD





Rounds 2 & 3 : Wakefield Park Raceway : December 3 - 6

KAWASAKI AUSTRALIAN SUPERBIKE CHAMPIONSHIP

Date: 05/12/20
 Event: R13
 Weather: Cloudy & windy - Temp: 28.0C
 Track: Dry - Temp: 41.8C

Round 2 - Race 2

Started at: 14:29:02
 Laps: 18
 Starters: 18
 Printed at: 14:55

PROVISIONAL LAP SHEET

No	Lap Time	Gap	No	Lap Time	Gap	No	Lap Time	Gap	No	Lap Time	Gap	No	Lap Time	Gap						
62	1:00.614	23.122	68	59.207	15.611	28	58.420	2.152	65	58.350	1.246	37	1:03.708	1 lap	14	58.262	1.979	65	58.322	2.210
88	1:01.107	25.354	13	59.674	16.756	21	58.722	7.653	1	58.219	1.651	14	58.262	1.979	65	58.322	2.210	1	58.362	2.909
51	1:01.545	30.268	83	1:00.097	19.791	61	58.938	11.359	67	58.016	1.780	65	58.322	2.210	1	58.362	2.909	28	58.242	3.499
37	1:01.507	32.736	16	1:00.467	25.242	68	59.095	16.885	28	58.080	2.207	1	58.362	2.909	28	58.242	3.499	51	1:05.785	1 lap
78	1:03.794	41.316	62	59.977	26.590	13	1:00.157	19.711	21	59.052	9.543	28	58.242	3.499	51	1:05.785	1 lap	21	59.344	12.563
Lap 10			88	1:02.192	32.619	83	1:00.374	23.388	61	59.134	13.386	61	59.344	12.563	21	59.344	12.563	61	59.549	16.902
17	57.959		37	1:01.482	39.334	16	1:00.704	29.676	68	59.274	19.442	61	59.549	16.902	67	1:15.454	20.415	68	59.462	22.731
47	57.980	.204	51	1:01.754	41.928	62	59.966	29.980	13	59.844	22.968	61	59.549	16.902	67	1:15.454	20.415	13	59.847	27.124
14	58.104	1.386	Lap 12			88	1:01.963	39.747	83	1:00.152	27.812	67	1:15.454	20.415	68	59.462	22.731			
65	58.111	1.632	17	58.599		37	1:01.384	45.528	62	1:00.484	34.613	68	59.462	22.731	83	1:00.880	33.863			
1	58.097	2.455	47	58.522	.050	51	1:01.585	47.848	16	1:00.300	35.000	13	59.847	27.124	83	1:00.880	33.863			
67	58.079	2.800	14	58.415	.509	Lap 14			88	1:01.413	46.866	62	1:00.438	39.663	62	1:00.438	39.663			
28	58.163	3.181	65	58.169	.675	17	58.205		37	1:01.670	52.960	16	1:00.342	39.935	16	1:00.342	39.935			
21	58.830	7.147	1	58.257	1.559	47	58.132	.079	51	1:01.419	54.362	88	1:01.937	54.888	88	1:01.937	54.888			
61	58.727	10.189	67	58.266	1.799	14	58.240	.562	Lap 16			17	57.749		17	57.792				
68	59.151	15.206	28	58.026	2.106	65	58.217	.752	17	57.749		47	57.818	.566	47	57.818	.566			
13	59.264	15.884	21	58.776	7.305	1	58.155	1.288	47	57.818	.566	14	58.217	1.506	47	58.046	.694			
83	59.924	18.496	61	59.011	10.795	67	57.951	1.620	14	58.217	1.506	14	58.383	2.570	14	58.383	2.570			
16	1:00.624	23.577	68	59.152	16.164	28	58.036	1.983	65	58.180	1.677	65	58.691	3.109	65	58.691	3.109			
62	1:00.252	25.415	13	59.771	17.928	21	58.899	8.347	1	58.434	2.336	1	58.764	3.881	1	58.764	3.881			
88	1:01.834	29.229	83	1:00.196	21.388	61	58.954	12.108	67	58.719	2.750	28	58.691	4.398	28	58.691	4.398			
37	1:01.877	36.654	16	1:00.703	27.346	68	59.344	18.024	28	58.588	3.046	51	1:01.010	1 lap	51	1:01.010	1 lap			
51	1:06.667	38.976	62	1:00.397	28.388	13	59.474	20.980	21	59.214	11.008	37	1:06.082	1 lap	37	1:06.082	1 lap			
Lap 11			88	1:02.138	36.158	83	1:00.333	25.516	61	59.505	15.142	21	59.214	11.008	21	59.595	14.366			
17	58.802		37	1:01.783	42.518	62	1:00.210	31.985	68	59.365	21.058	61	59.505	15.142	61	59.595	14.366			
47	58.725	.127	51	1:01.308	44.637	16	1:01.085	32.556	13	59.847	25.066	13	59.726	18.836	61	59.726	18.836			
14	58.109	.693	Lap 13			88	1:01.767	43.309	83	1:00.709	30.772	67	1:00.414	23.037	67	1:00.414	23.037			
65	58.275	1.105	17	58.374		37	1:01.823	49.146	62	1:00.150	37.014	68	59.519	24.458	68	59.519	24.458			
1	58.248	1.901	47	58.476	.152	51	1:01.156	50.799	16	1:00.131	37.382	13	1:00.595	29.927	13	1:00.595	29.927			
67	58.134	2.132	14	58.392	.527	Lap 15			88	1:01.623	50.740	83	1:00.883	36.954	83	1:00.883	36.954			
28	58.300	2.679	65	58.439	.740	17	57.856		17	57.789		62	1:00.341	42.212	62	1:00.341	42.212			
21	58.783	7.128	1	58.153	1.338	47	58.274	.497	17	57.789		16	1:00.626	42.769	16	1:00.626	42.769			
61	58.996	10.383	67	58.449	1.874	14	58.332	1.038	47	57.663	.440	88	1:01.905	59.001	88	1:01.905	59.001			

*** Rider 37 (Michael EDWARDS (QLD)) - 10 second penalty imposed by Clerk of Course for jumped start ***

The results are provisional until the end of the time limit for protests and appeals.

Scott Laing
 Chief Timekeeper - Scott Laing

Tom Williams
 Clerk of Course - Tom Williams



www.computime.com.au
 COMPUTIME RACE TIMING SYSTEMS PTY LTD





Rounds 2 & 3 : Wakefield Park Raceway : December 3 - 6
KAWASAKI AUSTRALIAN SUPERBIKE CHAMPIONSHIP

Date: 05/12/20
 Event: R13
 Weather: Cloudy & windy - Temp: 28.0C
 Track: Dry - Temp: 41.8C

Round 2 - Race 2

Started at: 14:29:02
 Laps: 18
 Starters: 18
 Printed at: 14:55

PROVISIONAL LAP CHART

Name	Gri d	1	2	3	4	5	6	7	8	9	10	11	12	13	14	15	16	17	18	Name
T. HERFOSS	17	17	17	17	17	17	17	17	17	17	17	17	17	17	17	17	17	17	17	T. HERFOSS
W. MAXWELL	47	47	47	47	47	17	17	17	17	47	47	47	47	47	47	47	47	47	47	W. MAXWELL
C. HALLIDAY	65	14	14	14	14	14	14	14	14	14	14	14	14	14	14	14	14	14	14	G. ALLERTON
G. ALLERTON	14	65	65	65	65	65	65	65	65	65	65	65	65	65	65	65	65	65	65	C. HALLIDAY
M. JONES	1	67	1	1	1	1	1	1	1	1	1	1	1	1	1	1	1	1	1	M. JONES
B. STARING	67	1	67	67	67	67	67	67	67	67	67	67	67	67	67	67	67	67	28	A. WAGNER
A. WAGNER	28	21	21	28	28	28	28	28	28	28	28	28	28	28	28	28	28	28	21	J. WATERS
J. WATERS	21	28	28	21	21	21	21	21	21	21	21	21	21	21	21	21	21	21	61	A. SISSIS
G. SCOTT	68	68	68	61	61	61	61	61	61	61	61	61	61	61	61	61	61	61	67	B. STARING
J. METCHER	13	61	61	68	68	68	68	68	68	68	68	68	68	68	68	68	68	68	68	G. SCOTT
A. SISSIS	61	13	13	13	13	13	13	13	13	13	13	13	13	13	13	13	13	13	13	J. METCHER
L. EPIS	83	83	83	83	83	83	83	83	83	83	83	83	83	83	83	83	83	83	83	L. EPIS
B. McINTYRE	62	16	16	16	16	16	16	16	16	16	16	16	16	16	62	62	62	62	62	B. McINTYRE
L. JHONSTON	16	88	88	62	62	62	62	62	62	62	62	62	62	62	16	16	16	16	16	L. JHONSTON
G. SCARCELLA	88	62	62	88	88	88	88	88	88	88	88	88	88	88	88	88	88	88	88	G. SCARCELLA
M. EDWARDS	37	51	51	51	51	51	51	51	51	51	37	37	37	37	37	37	37	37	51	
C. COOPER	51	37	37	37	37	37	37	37	37	37	51	51	51	51	51	51	51	51	37	
N. SPITERI	78	78	78	78	78	78	78	78	78	78										

*** Rider 37 (Michael EDWARDS (QLD)) - 10 second penalty imposed by Clerk of Course for jumped start ***

The results are provisional until the end of the time limit for protests and appeals.

Scott Laing
 Chief Timekeeper - Scott Laing

Tom Williams
 Clerk of Course - Tom Williams





Rounds 2 & 3 : Wakefield Park Raceway : December 3 - 6 KAWASAKI AUSTRALIAN SUPERBIKE CHAMPIONSHIP

Date: 05/12/20
Event: R13
Weather: Cloudy & windy - Temp: 28.0C
Track: Dry - Temp: 41.8C

Round 2 - Race 2

Started at: 14:29:02
Laps: 18
Starters: 18
Printed at: 14:55


PROVISIONAL BEST PARTIAL TIMES

Pos	Split 1		Split 2		Split 3		LAP		Ideal	Fastest
	Name	Time	Name	Time	Name	Time	Name	Time		
1	W. MAXWELL	15.378	W. MAXWELL	22.008	W. MAXWELL	19.961	W. MAXWELL	57.347	57.555	
2	G. ALLERTON	15.428	C. HALLIDAY	22.010	G. ALLERTON	19.961	T. HERFOSS	57.432	57.624	
3	T. HERFOSS	15.448	T. HERFOSS	22.012	T. HERFOSS	19.972	G. ALLERTON	57.494	57.587	
4	C. HALLIDAY	15.499	A. WAGNER	22.077	M. JONES	20.017	C. HALLIDAY	57.543	57.714	
5	M. JONES	15.500	G. ALLERTON	22.105	C. HALLIDAY	20.034	A. WAGNER	57.627	57.634	
6	A. WAGNER	15.508	B. STARING	22.233	B. STARING	20.034	M. JONES	57.770	57.894	
7	B. STARING	15.556	M. JONES	22.253	A. WAGNER	20.042	B. STARING	57.823	57.894	
8	J. WATERS	15.629	J. WATERS	22.348	J. WATERS	20.095	J. WATERS	58.072	58.241	
9	A. SISSIS	15.675	A. SISSIS	22.430	A. SISSIS	20.203	A. SISSIS	58.308	58.420	
10	L. EPIS	15.873	G. SCOTT	22.632	G. SCOTT	20.388	G. SCOTT	58.942	59.095	
11	J. METCHER	15.906	L. EPIS	22.660	J. METCHER	20.402	J. METCHER	59.039	59.060	
12	G. SCOTT	15.922	J. METCHER	22.731	B. McINTYRE	20.656	L. EPIS	59.223	59.388	
13	B. McINTYRE	16.031	L. JHONSTON	22.814	L. JHONSTON	20.657	L. JHONSTON	59.598	59.716	
14	L. JHONSTON	16.127	B. McINTYRE	22.999	L. EPIS	20.690	B. McINTYRE	59.686	59.966	
15	G. SCARCELLA	16.140	G. SCARCELLA	23.050	G. SCARCELLA	20.938	G. SCARCELLA	1:00.128	1:00.145	
16	C. COOPER	16.290	C. COOPER	23.269	C. COOPER	20.997	C. COOPER	1:00.556	1:00.747	
17	M. EDWARDS	16.325	M. EDWARDS	23.530	N. SPITERI	21.171	M. EDWARDS	1:01.001	1:01.001	
18	N. SPITERI	16.760	N. SPITERI	23.535	M. EDWARDS	58.767	N. SPITERI	1:01.466	1:01.616	

*** Rider 37 (Michael EDWARDS (QLD)) - 10 second penalty imposed by Clerk of Course for jumped start ***

The results are provisional until the end of the time limit for protests and appeals.


Chief Timekeeper - Scott Laing


Clerk of Course - Tom Williams



www.computime.com.au
COMPUTIME RACE TIMING SYSTEMS PTY LTD





Rounds 2 & 3 : Wakefield Park Raceway : December 3 - 6

KAWASAKI AUSTRALIAN SUPERBIKE CHAMPIONSHIP

PROVISIONAL ROUND POINTS

AUSTRALIAN SUPERBIKE CHAMPIONSHIP - ROUND 2

Pos	No	Name	Machine	Rnd 2 Pole	Rnd 2 Race 1	Rnd 2 Race 2	Total
1	17	Troy HERFOSS	Honda	1	25	25	51
2	47	Wayne MAXWELL	Ducati		20	20	40
3	14	Glenn ALLERTON	BMW		18	18	36
4	65	Cru HALLIDAY	Yamaha		16	17	33
5	1	Mike JONES	Ducati		14	16	30
6	28	Aiden WAGNER	Yamaha		15	15	30
7	67	Bryan STARING	Kawasaki		17	12	29
8	21	Josh WATERS	Suzuki		13	14	27
9	61	Arthur SISSIS	Suzuki		12	13	25
10	68	Glenn SCOTT	Kawasaki		10	11	21
11	13	Jed METCHER	Suzuki		11	10	21
12	83	Lachlan EPIS	Suzuki		9	9	18
13	62	Brendan McINTYRE	Suzuki		7	8	15
14	16	Luke JHONSTON	Yamaha		8	7	15
15	51	Chandler COOPER	Honda		6	5	11
16	37	Michael EDWARDS	Yamaah		5	4	9
17	88	Giuseppe SCARCELLA	Ducati			6	6

AUSTRALIAN SUPERBIKE CHAMPIONSHIP - MANUFACTURERS - ROUND 2

Pos	No	Name	Rnd 2 Pole	Rnd 2 Race 1	Rnd 2 Race 2	Total
1		Yamaha		55	53	108
2		Suzuki		41	44	85
3		Ducati		34	42	76
4		Honda	1	31	30	62
5		Kawasaki		27	23	50
6		BMW		18	18	36

.....
Chief Timekeeper - Scott Laing

.....
Clerk of Course - Tom Williams



www.computime.com.au
COMPUTIME RACE TIMING SYSTEMS PTY LTD





ASBK.COM.AU f t i y

Rounds 2 & 3 : Wakefield Park Raceway : December 3 - 6

KAWASAKI AUSTRALIAN SUPERBIKE CHAMPIONSHIP

PROVISIONAL PROGRESSIVE CHAMPIONSHIP POINTS

AUSTRALIAN SUPERBIKE CHAMPIONSHIP - ROUND 2

Pos	No	Name	Machine	Rnd 1 WSBK	Rnd 2 Pole	Rnd 2 Race 1	Rnd 2 Race 2	Total
1	47	Wayne MAXWELL	Ducati	76		20	20	116
2	17	Troy HERFOSS	Honda	48	1	25	25	99
3	65	Cru HALLIDAY	Yamaha	60		16	17	93
4	21	Josh WATERS	Suzuki	51		13	14	78
5	67	Bryan STARING	Kawasaki	49		17	12	78
6	14	Glenn ALLERTON	BMW	31		18	18	67
7	1	Mike JONES	Ducati	35		14	16	65
8	61	Arthur SISSIS	Suzuki	37		12	13	62
9	13	Jed METCHER	Suzuki	33		11	10	54
10	28	Aiden WAGNER	Yamaha	22		15	15	52
11	25	Daniel FALZON	Yamaha	41				41
12	68	Glenn SCOTT	Kawasaki	16		10	11	37
13	62	Brendan McINTYRE	Suzuki	14		7	8	29
14	34	Linden MAGEE	BMW	25				25
15	12	Matt WALTERS	Kawasaki	24				24
16	41	Max CROKER	Suzuki	23				23
17	33	Sloan FROST	Suzuki	21				21
18	83	Lachlan EPIS	Suzuki			9	9	18
19	86	Beau BEATON	Ducati	17				17
20	16	Luke JHONSTON	Yamaha			8	7	15
21	88	Giuseppe SCARCELLA	Ducati	5			6	11
22	51	Chandler COOPER	Honda			6	5	11
23	4	Josh HAYES	Yamaha	11				11
24	37	Michael EDWARDS	Yamaah			5	4	9
25	24	Matthew TOOLEY	Yamaha	5				5
26	217	Dean HASLER	BMW	4				4
27	78	Nathan SPITERI	Suzuki	1				1

AUSTRALIAN SUPERBIKE CHAMPIONSHIP - MANUFACTURERS - ROUND 2

Pos	No	Name	Rnd 1 WSBK	Rnd 2 Pole	Rnd 2 Race 1	Rnd 2 Race 2	Total
1		Suzuki	180		41	44	265
2		Yamaha	139		55	53	247
3		Ducati	133		34	42	209
4		Kawasaki	89		27	23	139
5		Honda	48	1	31	30	110
6		BMW	60		18	18	96

Chief Timekeeper - Scott Laing

Clerk of Course - Tom Williams



www.computime.com.au
COMPUTIME RACE TIMING SYSTEMS PTY LTD





Rounds 2 & 3 : Wakefield Park Raceway : December 3 - 6 KAWASAKI AUSTRALIAN SUPERBIKE CHAMPIONSHIP

Date: 05/12/20
Event: R13
Weather: Cloudy & windy - Temp: 28.0C
Track: Dry - Temp: 41.8C

Round 2 - Race 2


Started at: 14:29:02
Laps: 18
Starters: 18
Printed at: 14:55


PROVISIONAL RACE INFORMATION

Time	Description
14:15:14	SIGHTING LAP STARTED - PIT EXIT OPEN FOR 3 MINUTES - CLOSSES 2:18PM
14:18:07	PIT EXIT CLOSED - BIKES ON GRID FOR MEDIA - WARM UP LAP AT 2:27PM
14:27:12	WARM UP LAP STARTED
14:29:02	Event Start
14:32:41	Rider 37 (Michael EDWARDS) JUMP START PENALTY - 10 SECONDS
14:39:07	Rider 51 (Chandler COOPER) RAN WIDE TURN 3 - RESUMED
14:39:40	Rider 78 (Nathan SPITERI) ENTERED PITS
14:46:28	Rider 67 (Bryan STARING) - RAN WIDE TURN 10 - RESUMED
14:46:31	Chequered Flag
14:48:55	Event Finish

*** Rider 37 (Michael EDWARDS (QLD)) - 10 second penalty imposed by Clerk of Course for jumped start ***

The results are provisional until the end of the time limit for protests and appeals.


Chief Timekeeper - Scott Laing


Clerk of Course - Tom Williams



www.computime.com.au
COMPUTIME RACE TIMING SYSTEMS PTY LTD

